

Rancho Terra Norte -



1227 E. County Road 82
Wellington, CO

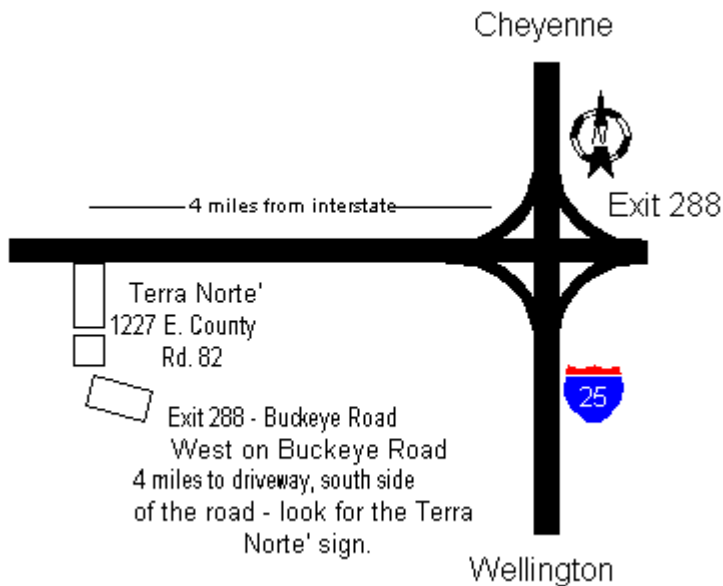
2025 Spring AHBA Trials & Tests

AHBA RLF I, II, III – Goats
AHBA HRD I, II, III – Sheep, Goats
JBD and HCT
Friday, April 25, 2025

AHBA BTD I, II, III – Sheep, Goats
AHBA HTAD & HTD I, II, III – Sheep, Goats, Ducks
AHBA JBD, JHD and HCT – Goats
Saturday, April 26, 2025

Test/Trial Hours -- 8:00AM till over

These events will be held outdoors, rain or shine.



PERMISSION HAS BEEN GRANTED BY THE AMERICAN HERDING BREEDS ASSOCIATION (AHBA) TO HOLD THE TRIALS UNDER AHBA RULES AND REGULATIONS.

A complete list of the rules governing AHBA events can be found at www.ahba-herding.org. Entrants are encouraged/requested to review and become familiar and knowledgeable with these regulations (Dogs must be 9 months or older for trials)

Entry Fees –

HTAD & HTD trial classes: \$50 pre-trial/\$60 day of trial

Boundary Tending Dog (BTD), Large Flock Ranch (RLF) and HRD trial classes: \$60 pre-trial/\$70 day of trial HTAD & HTD trial

JBD, JHD & HCT test classes: \$50 pre-trial/\$60 day of trial

**HTAD/HTD/JHD/HTC trial limited to 40 combined runs
BTD Trial limited to 10 combined runs
RLF/HRD trial limited to 20 Combined runs**

Day of event entries will be accepted ONLY if stock and/or time allows.

*** If you are planning to enter day of event – please send an email to ranchoterranorte@hotmail.com, or text to 970-391-6559 so we can add you to the running order by 8 PM the evening prior to the trial.**

Stock:

Sheep/Value \$200 Katahdin x Doper x Black Belly Barbado cross in a rainbow of colors.

Goats/Value \$300 Registered Kiko Goats

Ducks/Value \$25 Campbell Khaki cross

RIBBONS WILL BE AWARDED FOR FOUR PLACES IN EACH CLASS/QUALIFYING RIBBONS TO EACH QUALIFIER

PRIZES:

**Friday High in Trial – Primitive sheep figurine
Saturday High in Trial – Large Lamb Chop plush dog toy
Reserve High in Trial (both days): Small sheep dog toys**

JUDGES:

Karen C Trimble

**8621 Sumer Song Circle, Fair Oaks Ranch, TX 78015-4433
BTD, RLF and HRD trial classes and Friday leg 2 tests**

Mary Alice Wisecarver

**19420 E Kennedy Dr, MAYER, AZ 86333-5107
HTAD, HTD, and Saturday leg 2 tests**

**Val Manning, 1227 E County Road 82, Wellington, CO
Leg 1 tests both Saturday and Sunday**

**Trial hours are from 8:00 am to 7:00 pm each day
Handlers meetings and judging to follow as scheduled:
Friday RLF 8 am, Saturday BTAD 8 am, HTAD 9 am, Leg 1 tests 12 noon,
Leg 2 tests following completion of trial judging.
This event will be held outdoors regardless of weather**

JUDGES AND ASSIGNMENT

Friday 4/25/25	Karen C Trimble	RLF	Goats	All levels
Friday 4/25/25	Karen C Trimble	HRD	Sheep	All levels
Friday 4/25/25	Karen C Trimble	HRD	Goats	All levels
Friday 4/25/25	Val Manning	JBD/HCT	Goats	Leg 1
Friday 4/25/25	Karen C Trimble	JBD/HCT	Goats	Leg 2
Sat. 4/26/25	Karen C Trimble	BTD	Goats	All levels
Sat. 4/26/25	Karen C Trimble	BTD	Sheep	All levels
Sat. 4/26/25	Mary Alice Wisecarver	HTAD	Sheep	All levels
Sat 4/26/25	Mary Alice Wisecarver	HTAD	Goats	All Levels
Sat 4/26/25	Mary Alice Wisecarver	HTAD	Ducks	All levels
Sat 4/26/25	Mary Alice Wisecarver	HTD	Sheep	All levels
Sat 4/26/25	Mary Alice Wisecarver	HTD	Goats	All levels
Sat 4/26/25	Mary Alice Wisecarver	HTD	Ducks	All levels
Sat 4/26/25	Val Manning	JBD/JHD/HCT	Goats	Leg 1
Sat 4/26/25	Mary Alice Wisecarver	JHD/HCT	Goats	Leg 2

Trial Secretary:

**Val Manning, Rancho Terra Norte'
1227 E County Road 82
Wellington, CO 80549
(970) 391-6559 ranchoterranorte@hotmail.com**

Course director: Val Manning -- Stock supervisor: Doug Richardson

VETERINARIAN (on call):

**Richard Wheeler, DVM Poudre River Veterinary Clinic
970-227-2320**

Motels That Will Accept Dogs

**Days Inn, 7860 6th Street, Wellington, CO (970) 568-0444
Days Inn, 3624 E. Mulberry, Fort Collins, CO (970) 221-5490
Fort Collins LaQuinta, 3709 E. Mulberry, Fort Collins, CO (970) 493-7800
Motel 6, 3900 E. Mulberry, Fort Collins, CO (970) 482-6466
Sleep Inn, 3808 E. Mulberry, Fort Collins, CO (970) 484-5515 (dog friendly, mention BVKC)
Mulberry Inn, I-25, Ault exit 269A, 4333 East Mulberry, Fort Collins, CO (970) 493-9000
Plaza Inn, I-25, exit 269B, 3836 E. Mulberry, Ft. Collins, CO (970)484-4660**

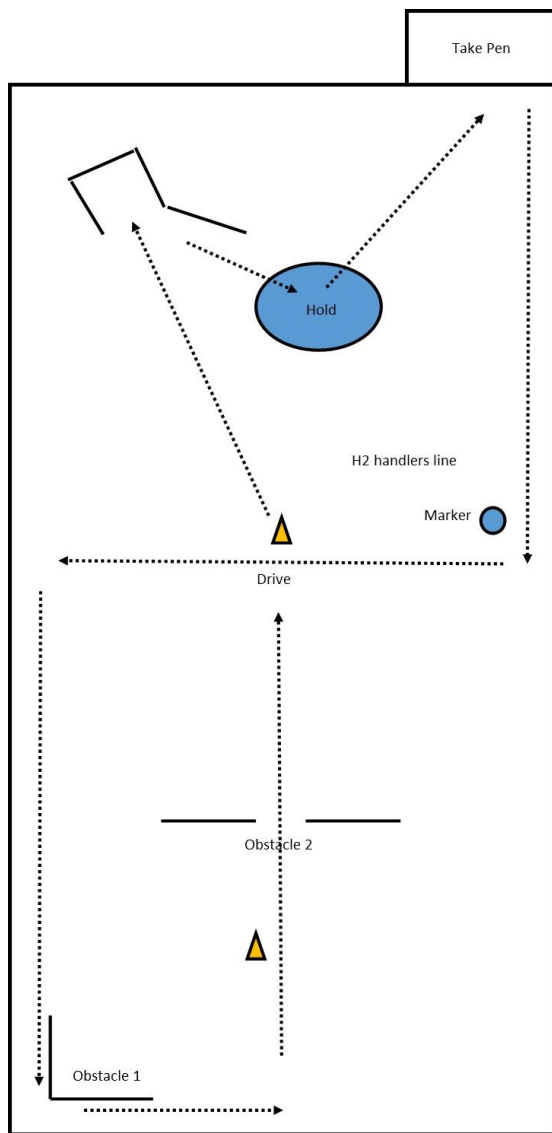
RVs & Travel Trailer Accommodations

Space for parking of RVs and travel trailers is available on trial site, but RVs must be self-contained (No RV Hookups), \$10 nightly fee.

You will need to bring your own lunch/drinks and shade/water for your dog

HTAD COURSE #5

RTN AHBA HTAD Course 5, Sheep & Goats, Take Pen/Gate Sort
Course Description
Judge Mary Alice Wisecarver, April 26, 2025



1. Take Pen (10 pts): Stock is removed from the pen
 - a. H1 – Handlers may assist the dog in moving the stock
 - b. H2 - Handlers may enter the pen with the dog but should not move the stock themselves
 - c. H3 - Handlers may not enter the pen when taking the stock out
 2. Fetch/Drive (15 pts): Stock is moved from the pen along the west fence to the marker, then turned and driven across the arena from the west to the east fence
 - a. H1 – may fetch/drive or a combination.
 - b. H2 – may fetch/drive to the marker, make the turn but must stop halfway across the arena and dog must drive livestock to the fence. Handler may fetch/drive to obstacle 1
 - c. H3 – must wait at the marker until the sheep have made it through obstacle 1
 3. Obstacle 1 (15 pts): Corner Chute: Stock is moved along the east fence to the obstacle in the NE corner of the arena
 - a. H1 - may walk with stock along outside of obstacle
 - b. H2 – must remain at the mouth until the stock have exited the obstacle
 - c. H3 – must remain at the midline marker until the stock have exited the obstacle
 4. Obstacle 2 (15 pts): Free standing panel chute: Stock is moved from north to south through the obstacle
 - a. H1 – handler may walk up to the obstacle with the stock, but should not precede the stock through the panels
 - b. H2 – handler may walk toward the obstacle with the stock, but must wait at the marker half way to the obstacle until the stock has passed through the panels
 - c. H3 – Once the stock has exited obstacle 1, handler is allowed to proceed to marker in the middle of the arena to wait for the stock after the dog has brought the stock through the obstacle
 5. Obstacle 3 (15 pts): Free Standing Pen: Stock taken across the arena and put into the pen.
 6. Hold (10 pts): Stock is taken to the hold area between the pen and the exhaust pen and allowed to settle
 7. Sort (10 pts): H3 only: The handler gate sorts 2 head into the pen, then the balance.
 8. Repen (10 pts): Stock are taken to the exhaust pen with the dog establishing a brief hold off the gate, then the stock is penned.
- Tie Breaker: Best score on take pen, then obstacle 2, then time.

RTN – Ranch Large Flock

Friday April 25, 2025

Judge: Karen C Trimble

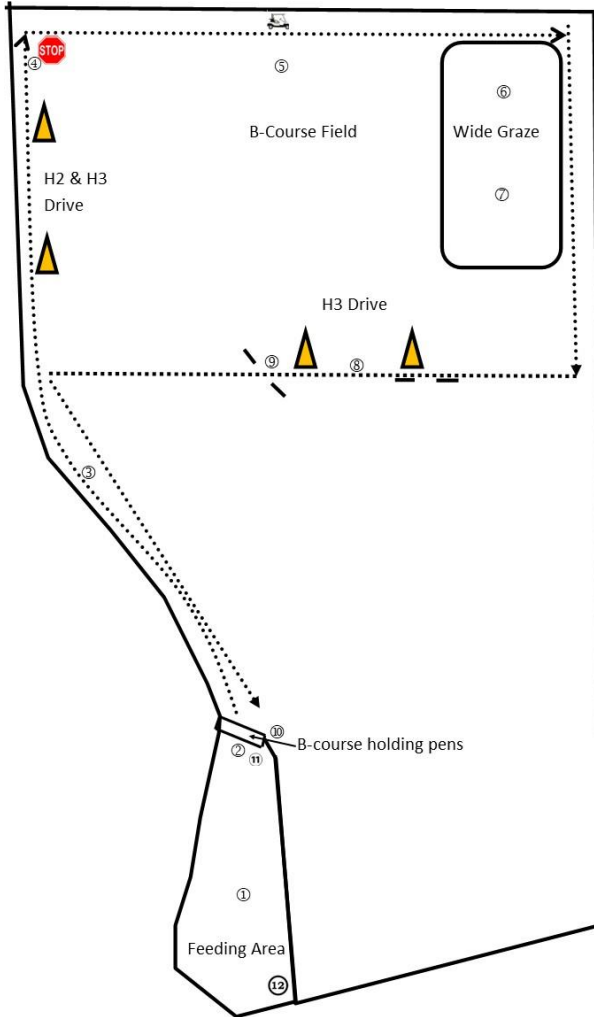
Start with 25+ head of goats in the feeding area south of the B course – Handler and dog enters from the B course holding pen alleyway.

1. (10 pts) Gather: Gather stock from the feeding area and take to the north gate.
 - a. H1 – may position dog halfway from the gate to the stock, handler may approach within 15 ft of stock.
 - b. H2 – dog is positioned at the gate, handler may move half-way between the gate and stock.
 - c. H3 – dog is positioned at the gate and handler must remain at the gate until the stock is standing at the gate.
2. (10 pts) Sort: Stock is moved into the alleyway and the handler sorts (1 in each pen) into the holding pens
 - a. H1 – may sort any 1 head into the pens
 - b. H2 – must sort 1 head in each pen and have atleast 2 head with the same collar collars
 - c. H3 – must sort 1 head in each pen and all must have the same color collars
3. (10 Pts) Narrow road: Stock is exhausted from the alleyway and moved along the fence line heading north. Stock are to stay between the fence and the furrow and move in a calm organized manner.
 - a. H1 – may walk with flock as needed.
 - b. H2 – may fetch/drive, but dog must drive designated 60 ft section with the handler a minimum of 15 ft distance from the dog.
 - c. H3 – may fetch/drive, but dog must drive the designated 60 ft section with the handler remaining at the marker until the stock passes the marker signifying the end of the section.
4. (5 pts) Traffic Stop: The handler positions the dog to affect a stop and hold prior to the stock entering the traffic road allowing the handler to check for traffic. Once the handler determines the road is safe, the handler leads the flock onto the traffic road
5. (10 pts) Vehicle Pass: With the dog working between the car and the flock, preventing the flock from interfering with the car or being endangered by the car. The flock should continue to move during the passage.
 - a. H1 – The car is stationary, following the passage the flock is returned to the road
 - b. H2 & H3 – The car approaches from the front, following the passage the flock is returned to the road.
6. (10 pts) Wide graze: At the end of the traffic road, stock is moved onto the narrow road to the Wide Graze on the east end of the field. Once the handler and stock reach the entrance on the east side of the graze, the stock enters the graze and are allowed to settle. The dog is expected to keep the stock within the graze area for the duration of the graze (5 minutes)
7. (10 pts) Gather 2: Dog continues to hold the livestock within the graze area while handler positions themselves, once stock is gathered it is returned to the East West course line
 - a. H1 – Handler may enter graze area and approach to 15 ft of the stock and send the dog to gather stock.
 - b. H2 – Handler must stay within a crooks length of the graze border and send the dog to gather
 - c. H3 - The handler moves to where the stock originally entered. The handler sends the dog to gather the stock and fetch them to the handler.
8. (10 pts) Narrow Road: Handler and stock exit wide graze onto narrow road heading south along east fence line to marker. The handler and stock then leave the road and head west on a course passing to the north of the east drive gates towards the west drive gates.
 - a. H1 & H2 – may fetch/drive
 - b. H3 – may fetch drive to the marker at the west panel of the east drive gates, but must remain there until the stock have passed the marker signifying the end of the 60 ft drive section.
9. (10 pts) Drive panels: Handler and dog take the flock through the west drive panels and return to the west fence line, then back to the alleyway gate.
 - a. H1 & H2: may position themselves as necessary to accomplish the task
 - b. H3 – The handler must go no further than the edges of the panels and must remain there until the dog pushes the stock through the panels, whereupon the handler may move.
10. (5 pts) Un-pen: Stock is moved through both gates and exhausted into the feeding area. Handler and dog returns to the B course holding pens and un-pens the 3 head in the pens and exhaust them into the feeding area with the balance of the flock.
11. (10 PTs) (*H3 only special task) H3 handler and dog will move flock into the south-east corner of the feeding area and grab/hold a designated animal.

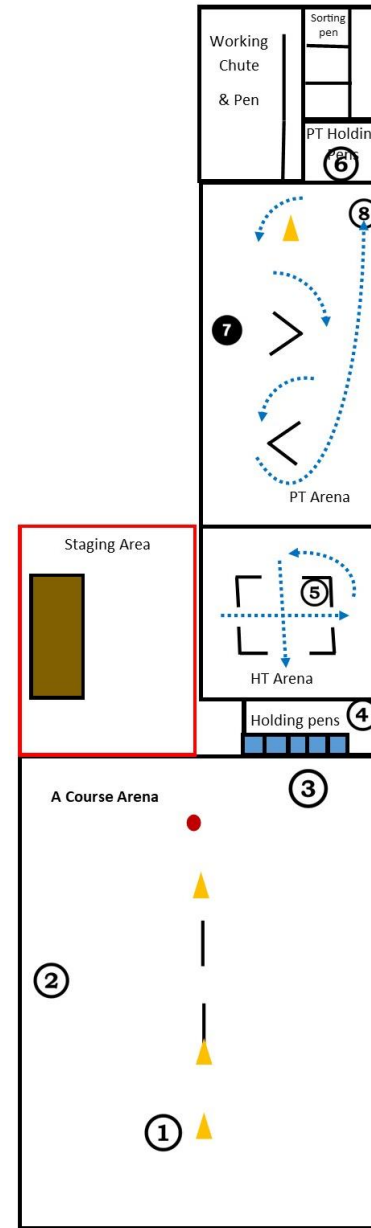
Time ends with dog and handler exits the Feeding Area and close gate.
Tie breaker #1 – best score on #2
Tie breaker #2 – best score on #9

H1 & H2 maximum points 90

RLF – Diagram
Judge: Karen Trimble
Friday, April 25, 2025



HRD Diagram
Judge: Karen Trimble, Friday, April 25, 2025



HRD Ranch Course – Sheep and Goats
Karen Trimble, Judge Friday, April 25, 2025
Rancho Terra Norte, Wellington, CO

Course starts with 10 head of stock in the A-course, 5 head wearing collars and 5 head without, and 5 head of stock in the PT Arena, 3 head with collars and 2 without.

1. Gather (10 pts): handler sets dog at appointed post, sends the dog to gather and fetch stock to the handler, then stock is taken to the #4 (midway on the east side of the arena).
 - a. H3 – handler and dog start at the H3 post.
 - b. H2 – handler positions dog at the H3 post, then can move within the zone between the H3 post and the H1 post.
 - c. H1 – handler positions dog at the H1 post (at the north end of the cross-drive panel) and is allowed to move within 15 feet of the stock.
2. Drive/Fetch (10 pts): dog and handler move 10 head from the east side of the arena (#4) to the west side (#5). Stock is then moved to the holding pens.
 - a. H3 – handler remains at the marker positioned at the east end of the arena until the livestock as reached the north end of the arena.
 - b. H2 – handler may fetch or drive to the center panels, but stock is to be driven with the handler remaining 15 ft behind or parallel to the dog until the livestock reaches the #5.
 - c. H1 – handler may fetch/drive the stock from the #4 to the #5.
3. Sort (10 pts) : Handler sorts 10 head of stock into 2 sets of 5 head.
 - a. H3 – handler is required to sort one set all without collars and another set with collars.
 - b. H2 – handler is required to sort one set with 3 collars and another set with 3 without collars.
 - c. H1 – handler sorts stock into 2 sets of 5 head into the holding pens any combination.
4. Controlled movement/gatework (10 pts) Handler and dog come around to the alleyway through the large exhaust gate. 1 set of stock are unpenned, moved through the alleyway and exhausted into the HT arena. Handler and dog returns to the holding pens and unpens the remaining set of stock, exhausts into the HT arena.
5. Crossroads Obstacle (10 pts): Livestock is gathered and brought to the marker in front of the east entrance of the obstacle, then straight across the west opening, turned south and enter through the south opening straight across to the north opening.
 - a. H3 – handler may move around the SE corner of the obstacle.
 - b. H2 – handler may move along the outside of the obstacle.
 - c. H1 – handler may fetch/drive stock through obstacle.
6. Chute/gatework (10 pts): Handler and dog enter PT pen and move waiting stock into the chute entrance. Once livestock are in the chute, the entrance gate is closed, guillotine gate is lowered, and dog and handler go through the alleyway and sorting pen to the east side of the handling system. The handler opens the gate to the sorting pen and using the silver sorting gate, allows the stock access to the sorting pen. Dog and handler then follow stock back into the larger PT holding pen. (H3 Handler returns back to the handling system pen)
 - a. H1 & H2– All stock is sorted into the sorting pen.
 - b. H3 – Using the sorting gate, stock is sorted by those with collars and those without. Stock with collars are sorted into the handling system pen those without are sorted into the sorting pen.
7. * H3 Special Task (10 pts): Stock sorted into the handling system pen are gathered and moved through the side gate back into the PT holding pen.
8. Take-Pen (10 pts): dog and handler unpen the 5 head from the large PT holding pen into the PT arena.
9. Corner Slalom Obstacle (10 pts): After leaving the take pen, stock is moved to a cone on the centerline, the stock then moved on a line through the markers at the far end of the arena. Stock is then returned to the PT Holding Pen.
 - a. ADVANCED – must remain at the marker until the dog drives the stock through the weave markers, then they may proceed to the PT holding pen gate
 - b. INTERMEDIATE – must pick 1 side of the markers and not cross the plane of the markers while the stock is moved through the slalom. Then return with the stock to the PT gate.
 - c. STARTED – may fetch/drive from the cone through the markers. Then return with the stock to the PT gate.
2. Re-pen (10 pts): Stock is held a short distance off the gate while it is opened and then they are re-penned. Time ends when PT pen gate is closed.

Tie breaker #1: best score on #3

Tie breaker #2: Best score on #6

Livestock are exhausted from the HT arena into the alleyway. Dog and handler move to the pen in the PT arena where 5 head are waiting in the large holding pen (3 with collars, 2 without).

Boundary Tending Dog Course
Judge: Karen Trimble
Saturday, April 26, 2025

Optional Course Elements – Hay & Grain Feeder and Bridge with Distraction
Judge Karen Trimble, Course director Val Manning

Start with 15+ flock in the large Free-Standing Pen (Night Pen) in the northeast corner of the C Field. Remember that all gates must be in the same configuration as when the element began – closed gates must be closed and open gates left open before moving on to the next task.

1. **Night Pen - mandatory element (10 pts):** Stock is removed from the pen through the gate of the pen into the Trap. The dog must prevent the escape of the flock while the Shepherd opens the gate. After the stock has exited the pen, the Shepherd closes the gate.
2. **Moving Graze - mandatory element (10 pts):** Shepherd and dog guide flock south on the East Farm Road, turning left at first crossroad heading east to the markers for the Moving Graze. When the flock reaches the markers for the moving graze, the flock is encouraged to slow and eat their way through the graze from the north to the south.
 - a. **Level 1:** Shepherds guide the sheep out the south border of the moving graze and head west on Bridge Road, then turning right onto the East Farm Road heading for their assigned stationary graze.
 - b. **Level 2:** Shepherds may move to the top of the graze (south end) to assist the dog with the reverse. Then the flock is encouraged to eat their way through the graze back to the north end.
 - c. **Level 3:** Shepherds are not allowed to go past the marker set 25 Ft from the southern border. The Shepherd must signal the judge when they are preparing to reverse directions of the graze. The turn of the flock should include 3 stops of the dog with the 3rd being the point when the flock reverses. The dog then exits the graze.

Once the flock reaches the north end of the graze, Level 2 and 3 Shepherds will lead them back to the East Farm Road.

3. **Stationary Graze - mandatory element (15 pts):** The dog is responsible for keeping the flock in a designated graze area for a period. Working independently and with the flock feeling comfortable with the dog and able to eat.
 - a. **Level 3 –** (Alternating pink & green grazes) 10-12 minutes
 - b. **Level 2 –** (Alternating pink & green grazes) 7 – 9 minutes
 - c. **Level 1 –** (Alternating white & purple grazes) 4 – 6 minutesOnce the judge declares the graze is complete, the Shepherd and dog gather the flock from their assigned graze and head south on the East Farm Road to the Bridge Road. Everyone turns right on Bridge Road

4. **Bridge – Elective element (10 pts):** Level 1 and 2 lead the flock through the bridge while the dog remains at the entrance to ensure all enter, then follows through the bridge behind the flock. Level 3 – The Shepherd leads the flock through the bridge, but there is a bicyclist on the other side waiting to go across after the sheep. The bicyclist walks their bike across the bridge after the dog passes. The dog should remain with the flock – not follow the biker.
5. **Traffic Road/Vehicle Pass: Mandatory element (10 pts):** While on the road, the level 3 and 2 Shepherds will encounter a car passing from the front. The Shepherd and dog move the flock off the road to the right to allow the car to pass, then return to the road. There will be a second pass from the rear for Level 3. Level 1 Shepherds – the car is stationary.
6. **Hay Feeder Elective element (10 pts):** Midway from Richardson Road (traffic road) and the night pen on Manning Lane (North Farm Road) there will be a wagon with feed sitting on it near the road. Stock is moved past the feeder with the dog and Shepherd working to keep the flock off the feeder.
7. **Re-Pen – Mandatory element (10 pts):** At the night pen, the dog is positioned to hold the flock off the gate to allow the shepherd access to the gate and are able to open it fully to allow the flock to enter the pen. Once everyone is in the pen and the gate is closed, time ends.
8. **Level III only task – Mandatory element – 10 pts:** Flock examination – Inspection for stock soundness at the Night Pen. Prior to taking the stock from the night pen, the Level 3 shepherd and dog will enter the pen and exam the flock.
9. **Roadwork/General Behavior-Mandatory - 15 pts:**

Basic Course Information –

- The course terrain is native prairie grass, due to droughty conditions – we have a lot of granite gravel that can be harsh to some dog's feet.
- There are no "Out of Bounds" on this Course.
- Road and graze boundaries are marked by furrows with electric fence posts designating corners. Bridge is elevated gravel bottom
- Approximate course distances in feet: Level I – 2570ft/ 857yards
Level II 3004 ft/1001 yards
Level III 3004/1001 yards
- Optional Alternate Elements: Bridge with distraction and hay/grain wagon
- The moving graze 303 ft/100 yards x 50ft. Level 1 stationary graze 100 ft/33 yards x 135 ft/45 yards. Level 2 & 3 stationary graze 135 ft/45 yards x 210 ft/70 yards.



BTD Course—April 26, 2025
Judge: Karen Trimble

Level 1

1. Leave Pen
2. Take East Farm Road south to 1st crossroad, turn left head east to moving graze
3. Navigate moving graze to south end (Bridge Road).
4. Head west on Bridge Road to East Farm Road, turn right head to assigned Stationary Graze
5. After judge signals end of graze period, gather stock and return to East Farm Road. Head south to Bridge Road.
6. Lead stock through bridge to Richardson Road (traffic road), turn right onto Richardson Road.
7. Move stock to right side of road to pass stationary vehicle
8. Turn onto Manning Lane and head east towards night pen.
9. Keep stock on the road when passing hay wagon.
10. Re-pen.



BTD Course—April 26, 2025
Judge: Karen Trimble

Level 2 & 3

1. Leave Pen
2. Take East Farm Road south to 1st crossroad, turn left head east to moving graze
3. Navigate moving graze to south end, reverse direction of flock, navigate back to crossroad
4. Head west on cross road to the East Farm Road, lead flock to assigned stationary graze.
5. After judge signals end of graze period, gather stock and return to East Farm Road. Head south to Bridge Road.
6. Lead stock through bridge to Richardson Road (traffic road), turn right onto Richardson Road. (Level 3 navigates past bicyclist waiting on the west side of the bridge)
7. Move stock to right side of road to pass stationary vehicle. Level 2—one oncoming pass. Level 3—one oncoming and a second from the rear.
8. Turn onto Manning Lane and head east towards night pen.
9. Keep stock on the road when passing hay wagon.
10. Re-pen.
11. Level 3 only—perform examination of the flock. Prior to leaving the night pen, the dog and handler enter the pen and exam the flock.

AGREEMENT

In consideration for participation in an event sanctioned by the American Herding Breed Association (AHBA) and held at Rancho Terra Norte home of Val Manning and Doug Richardson, I (we) agree to assume all responsibility for any claim, loss or damage, of whatever kind or nature, whether to person or property, which may be caused at or near this event, either directly or indirectly, by me (us) or the dog(s) I (we) have entered in or brought to this event. I (we) further agree that I (we) will hold the AHBA, its officers, directors, agents and members and Val Manning and Doug Richardson, and their employees/help working this event, harmless and defend them from any and all liability for any injury, claim, damage or loss, of whatever kind or nature, whether to person or property, caused at or near this event. I (we) agree to indemnify the AHBA, its officers, directors, agents or members and Val Manning and Doug Richardson, and associated persons, for any loss, cost or expenses, including attorney fees and costs, to which the AHBA, its officers, directors, agents or members and Val Manning and Doug Richardson, and associated persons might be subject as a result of any claim, suit, loss or damage caused in any way by any act or negligence on my (our) part or on the part of any dog(s) I (we) have entered in or brought to this event. I (we) acknowledge that while the AHBA may provide sanctioning for this event with regard to the issuing of titles, it and Val Manning and Doug Richardson, and associated persons do not have and do not exercise control over the conduct of those present. I (we) certify and represent that the dog(s) I (we) have entered in or brought to this event is/are not a hazard to other dogs, other animals, or to people.

I (we) will pay for any livestock injuries or replacement value in the event of death of any livestock by my (our) dog(s). In case of any injury to any stock caused by the dog(s) entered or said dog(s) actions thereof, I (we) will assume total responsibility for any damage. I (we) agree to pay the full market value, as set forth and noted in this event's premium, of the injured animal in case of serious injury, or the veterinarian bill or its equivalent if the injury is slight.

Signature of entrant: **X** _____

TELEPHONE # _____

E-Mail: _____

I certify that I am the actual owner of the dog or that I am the duly authorized agent of the actual owner whose name I have entered above. In consideration of the acceptance of this entry, I (we) agree to abide by the rules and regulations of the American Herding Breed Association in effect at the time of this event and by any additional rules and regulations appearing in the premium list for this event and further agree to be bound by the "Agreement" printed on the reverse side of this entry form. I (we) certify and represent that the dog entered is not a hazard to person(s) or other dogs. This entry is submitted for acceptance on the foregoing representation and agreement:



It is now possible to enter RTN Herding Trials
On-line from our secure website!
www.ranchoterranorte.com
Click on the online store tab!



Home of the
Northern Colo Herding Co-op



Entry Fees – HTAD/HTD/JHD/HCT \$50 (\$60 day of trial) RLF/HRD/BTD - \$60 (\$70 day of trial entries) Closing when limits reached. **Entry limit: 20 runs RLF/HRD combined Friday, 20 BTD runs and 40 runs HTAD/HTD/Tests on Saturday.**
Day of entries accepted ONLY as space and/or time allows.
 Online entries accepted at www.ranchoterranorte.com (online store)
 Mail entries with fees to **Val Manning 1227 E County Road 82, Wellington, CO 80549**
Make check or money order payable to Terra Norte'. All entry fees payable in U.S. Funds. Use a separate entry form for each dog entered or if entry is different between each trial but entering all trials. I enclose \$_____ for entry fees.

IMPORTANT -- Read and Sign above before completing. Must sign on signature line.

AMERICAN HERDING BREED ASSOCIATION ENTRY FORM

Rancho Terra Norte' 1227 E. County Road 82 Wellington, CO 80549

Fri 04/25/25 Large Flock Ranch (RLFg), Ranch (HRDsg) Judge: Karen C Trimble.

Fri 04/25/25 JBDg/HCTg Tests (leg 1) Judge: Val Manning, (leg 2): Judge Karen C Trimble

Sat 04/26/25 BTDsg, Judge Karen C Trimble. HTADsgd/HTDsgd Trial, Judge MA Wisecarver

JBDg/JHDg/HCTg (leg 1) Judge: Val Manning, JHDg/HTCg Tests, (leg 2) Judge: Mary Alice Wisecarver

Trial & Test Classes – check the box for the class you wish to enter and circle the leg. If entering non-compete or wish CH points, circle NC and/or CH accordingly.

Breed and/or Variety:		Sex:	Date of birth:
Day	Course	Stock	Class
<input type="checkbox"/> Friday	RLF	Goats	<input type="checkbox"/> Level I <input type="checkbox"/> Level II <input type="checkbox"/> Level III (NC) (CH)
<input type="checkbox"/> Friday	HRD	Sheep	<input type="checkbox"/> Level I <input type="checkbox"/> Level II <input type="checkbox"/> Level III (NC) (CH)
<input type="checkbox"/> Friday	HRD	Goats	<input type="checkbox"/> Level I <input type="checkbox"/> Level II <input type="checkbox"/> Level III (NC) (CH)
<input type="checkbox"/> Friday	JBD Test (Leg 1)	Goats	<input type="checkbox"/> Level I <input type="checkbox"/> Level II <input type="checkbox"/> Level III
<input type="checkbox"/> Friday	JBD Test (Leg 2)	Goats	<input type="checkbox"/> Level I <input type="checkbox"/> Level II <input type="checkbox"/> Level III
<input type="checkbox"/> Saturday	BTD	Sheep	<input type="checkbox"/> Level I <input type="checkbox"/> Level II <input type="checkbox"/> Level III (NC) (CH)
<input type="checkbox"/> Saturday	BTD	Goats	<input type="checkbox"/> Level I <input type="checkbox"/> Level II <input type="checkbox"/> Level III (NC) (CH)
<input type="checkbox"/> Saturday	HTAD	Sheep	<input type="checkbox"/> Level I <input type="checkbox"/> Level II <input type="checkbox"/> Level III (NC) (CH)
<input type="checkbox"/> Saturday	HTAD	Goats	<input type="checkbox"/> Level I <input type="checkbox"/> Level II <input type="checkbox"/> Level III (NC) (CH)
<input type="checkbox"/> Saturday	HTAD	Ducks	<input type="checkbox"/> Level I <input type="checkbox"/> Level II <input type="checkbox"/> Level III (NC) (CH)
<input type="checkbox"/> Saturday	HTD	Sheep	<input type="checkbox"/> Level I <input type="checkbox"/> Level II <input type="checkbox"/> Level III (NC) (CH)
<input type="checkbox"/> Saturday	HTD	Goats	<input type="checkbox"/> Level I <input type="checkbox"/> Level II <input type="checkbox"/> Level III (NC) (CH)
<input type="checkbox"/> Saturday	HTD	Ducks	<input type="checkbox"/> Level I <input type="checkbox"/> Level II <input type="checkbox"/> Level III (NC) (CH)
<input type="checkbox"/> Saturday	JBD Test (Leg 1)	Goats	<input type="checkbox"/> Level I <input type="checkbox"/> Level II <input type="checkbox"/> Level III (NC) (CH)
<input type="checkbox"/> Saturday	JBD Test (Leg 2)	Goats	<input type="checkbox"/> Level I <input type="checkbox"/> Level II <input type="checkbox"/> Level III (NC) (CH)
<input type="checkbox"/> Saturday	JHD Test	Goats	<input type="checkbox"/> Leg 1 <input type="checkbox"/> Leg 2
<input type="checkbox"/> Saturday	HCT Test	Goats	<input type="checkbox"/> Leg 1 <input type="checkbox"/> Leg 2

Full name of dog: _____

<input type="checkbox"/> AKC Reg.	<input type="checkbox"/> FSS	Number & County	Call name of dog:
<input type="checkbox"/> ILP/PAL	<input type="checkbox"/> Foreign		

Sire: _____

Dam: _____

Breeder: _____

Please Print

Actual Owner(s): _____

Owner's address: _____

City: _____ State: _____ Zip: _____

Name of Owner's Agent/Handler: _____

Agent/Handler's Address: _____

City: _____ State: _____ Zip: _____

